

MCT
MANJARA CHARITABLE TRUST
RAJIV GANDHI INSTITUTE OF TECHNOLOGY, MUMBAI



Result Sheet for T.E., Information Technology (AIP), Semester VI Choice Based ,Exam: May 2020 (Regular)

Courses →	ITC601 SOFTWARE ENGINEERING WITH PROJECT MANAGEMENT			ITC602 DATA MINING AND BUSINESS INTELLIGENCE			ITC603 CLOUD COMPUTING & SERVICES			ITC604 WIRELESS NETWORKS			ITDLO6021 ADVANCE INTERNET PROGRAMMING			ITL601 SOFTWARE DESIGN LAB			ITL602 BUSINESS INTELLIGENCE LAB			ITL603 CLOUD SERVICE DESIGN LAB			ITL604 SENSOR NETWORK LAB			ITM605 MINI PROJECT			TOTAL	SGPI (GPA)	RESULT	
	ESE	IA	TOT	ESE	IA	TOT	ESE	IA	TOT	ESE	IA	TOT	ESE	IA	TOT	OR	TW	TOT	OR	TW	TOT	OR	TW	TOT	OR	TW	TOT	OR	TW	TOT				
Seat No / Name of Student ↓	MaxM	80	20	100	80	20	100	80	20	100	80	20	100	80	20	100	25	25	50	25	25	50	25	25	50	25	25	50	25	25	50	750		
	MinM	32	8	40	32	8	40	32	8	40	32	8	40	32	8	40	10	10	20	10	10	20	10	10	20	10	10	20	10	10	20			
56001	MarksO	54	11	65	60	15	75	67	20	87	61	16	77	64	18	82	18	23	41	19	19	38	23	20	43	22	23	45	23	23	46	599		
/ BAGUL TEJASWINI JIJABRAO MEENAKSHI	Grade	C	D	C	A	A	A	O	O	O	A	O	A	O	O	O	B	O	O	A	A	A	O	O	O	O	O	O	O	O	O			
	C			4			4			4			4			4			1			1			1			1			2	26		
	GP*C			28			36			40			36			40			10			9			10			10			20	239		
56002	MarksO	47	08	55	64	19	83	61	17	78	49	09	58	56	14	70	13	15	28	21	19	40	21	20	41	16	20	36	20	20	40	529		
BANIYA SAMIR RAJESH RENUKA	Grade	D	P	D	O	O	O	A	O	A	C	E	D	B	B	B	D	C	D	O	A	O	O	O	O	O	C	O	B	O	O			
	C			4			4			4			4			4			1			1			1			1			2	26		
	GP*C			24			40			36			24			32			6			10			10			8			20	210		
56003	MarksO	69	20	89	69	20	89	66	18	84	60	14	74	66	18	84	24	23	47	23	21	44	22	21	43	20	22	42	23	23	46	642		
CHAUDHARY HARSH AVACHAL VALIBEN	Grade	O	O	O	O	O	O	O	O	O	A	B	B	O	O	O	O	O	O	O	O	O	O	O	O	O	O	O	O	O	O			
	C			4			4			4			4			4			1			1			1			1			2	26		
	GP*C			40			40			40			32			40			10			10			10			10			20	252		
56004	MarksO	74	20	94	70	17	87	74	20	94	73	19	92	74	20	94	25	24	49	23	24	47	25	24	49	24	24	48	23	23	46	700		
/ DESAI SHAMIKA PRADEEP JYOTIKA	Grade	O	O	O	O	O	O	O	O	O	O	O	O	O	O	O	O	O	O	O	O	O	O	O	O	O	O	O	O	O	O			
	C			4			4			4			4			4			1			1			1			1			2	26		
	GP*C			40			40			40			40			40			10			10			10			10			20	260		
56005	MarksO	58	14	72	58	14	72	58	14	72	55	12	67	64	18	82	20	22	42	21	24	45	19	21	40	18	21	39	24	24	48	579		
JADHAV DIPESH DATTATRAY MEERA	Grade	B	B	B	B	B	B	B	B	B	C	C	C	O	O	O	O	O	O	O	O	O	O	A	O	O	B	O	A	O	O			
	C			4			4			4			4			4			1			1			1			1			2	26		
	GP*C			32			32			32			28			40			10			10			10			9			20	223		
56006	MarksO	61	15	76	68	20	88	64	17	81	55	11	66	64	17	81	20	22	42	21	17	38	19	17	36	17	21	38	22	22	44	590		
JADHAV SHREYAS JAYWANT HARSHALA	Grade	A	A	A	O	O	O	O	O	O	C	D	C	O	O	O	O	O	O	O	O	O	C	A	A	C	B	C	O	A	O			
	C			4			4			4			4			4			1			1			1			1			2	26		
	GP*C			36			40			40			28			40			10			9			8			9			20	240		
56007	MarksO	55	15	70	59	18	77	59	18	77	55	15	70	53	14	67	17	16	33	20	17	37	20	17	37	19	20	39	22	22	44	551		
JAGTAP SWAPNIL VIJAY SNEHAL	Grade	C	A	B	B	O	A	B	O	A	C	A	B	C	B	C	C	C	C	O	C	B	O	C	B	A	O	A	O	O	O			
	C			4			4			4			4			4			1			1			1			1			2	26		
	GP*C			32			36			36			32			28			7			8			8			9			20	216		

/-Female; # - 0.229; @ - 0.5042; * - 0.5045; ! - 3.4CBGSM; RCC - 0.5050 P - Pass; F - Fail; E - Exempted; Ab - Absent; NULL - Null & Void; RR - Result Reserved; \$:- Provisional Admission
C - Credit; G - Grade; GP - Grade Point; CGP - C*GP; ΣC - Sum of Credits; ΣCGP - Sum of CGPs; GPA - ΣCGP/ΣC

MARKS :	>=80	>=75 and <80	>=70 and <75	>=60 and <70	>=50 and <60	>=45 and <50	>=40 and <45	<40
GRADE :	O	A	B	C	D	E	P	F
GRADE POINT :	10	9	8	7	6	5	4	0

MR. S. V. PATIL
PREPARED BY

PROF. NITESH SHAHAPURE
CHECKED BY

PROF. ANKUSH HUTKE
EXAM INCHARGE

DR. SANJAY U. BOKADE
PRINCIPAL (I/C)
Rajiv Gandhi Institute of Technology
Versova, Andheri (W), Mumbai-53.

Result Sheet for T.E., Information Technology (AIP), Semester VI Choice Based ,Exam: May 2020 (Regular)



Courses →	ITC601 SOFTWARE ENGINEERING WITH PROJECT MANAGEMENT			ITC602 DATA MINING AND BUSINESS INTELLIGENCE			ITC603 CLOUD COMPUTING & SERVICES			ITC604 WIRELESS NETWORKS			ITDLO6021 ADVANCE INTERNET PROGRAMMING			ITL601 SOFTWARE DESIGN LAB			ITL602 BUSINESS INTELLIGENCE LAB			ITL603 CLOUD SERVICE DESIGN LAB			ITL604 SENSOR NETWORK LAB			ITM605 MINI PROJECT			TOTAL	SGPI (GPA)	RESULT				
	ESE	IA	TOT	ESE	IA	TOT	ESE	IA	TOT	ESE	IA	TOT	ESE	IA	TOT	OR	TW	TOT	OR	TW	TOT	OR	TW	TOT	OR	TW	TOT	OR	TW	TOT							
Seat No / Name of Student ↓	MaxM	80	20	100	80	20	100	80	20	100	80	20	100	80	20	100	25	25	50	25	25	50	25	25	50	25	25	50	25	25	50	25	25	50	750		
	MinM	32	8	40	32	8	40	32	8	40	32	8	40	32	8	40	10	10	20	10	10	20	10	10	20	10	10	20	10	10	20	10	10	20			
56008	MarksO	65	18	83	65	18	83	59	14	73	61	15	76	61	15	76	22	21	43	19	16	35	17	17	34	20	21	41	24	24	48	592					
JAISWAL ASHISH MAKARDHWAJ SUNEETA	Grade	O	O	O	O	O	O	B	B	B	A	A	A	A	A	A	O	O	O	A	C	B	C	C	C	O	O	O	O	O	O	O	O	O			
	C			4			4			4			4			4			1			1			1			1			2	26					
	GP*C			40			40			32			36			36			10			8			7			10			20	239	9.19	P			
56009	MarksO	61	16	77	63	17	80	58	14	72	55	12	67	64	18	82	21	22	43	21	20	41	19	20	39	19	23	42	23	23	46	589					
KAUL ADARSH ANIL MANJU	Grade	A	O	A	A	O	O	B	B	B	C	C	C	O	O	O	O	O	O	O	O	O	A	O	A	A	O	O	O	O	O	O	O	O			
	C			4			4			4			4			4			1			1			1			1			2	26					
	GP*C			36			40			32			28			40			10			10			9			10			20	235	9.04	P			
56010	MarksO	58	18	76	57	17	74	52	14	66	45	09	54	55	16	71	22	22	44	20	19	39	20	23	43	17	22	39	20	20	40	546					
/ KENDRE VISHAKHA SURYKANT JYOTI	Grade	B	O	A	B	O	B	C	B	C	D	E	D	C	O	B	O	O	O	O	A	A	O	O	O	C	O	A	O	O	O	O	O	O			
	C			4			4			4			4			4			1			1			1			1			2	26					
	GP*C			36			32			28			24			32			10			9			10			9			20	210	8.08	P			
56011	MarksO	62	17	79	66	20	86	65	19	84	56	13	69	63	18	81	22	22	44	24	23	47	22	20	42	19	22	41	22	22	44	617					
/ KHAN KARIMA HAFIS DOLLY	Grade	A	O	A	O	O	O	O	O	O	B	C	C	A	O	O	O	O	O	O	O	O	O	O	O	A	O	O	O	O	O	O	O	O			
	C			4			4			4			4			4			1			1			1			1			2	26					
	GP*C			36			40			40			28			40			10			10			10			10			20	244	9.38	P			
56012	MarksO	66	18	84	68	19	87	65	17	82	63	16	79	65	17	82	22	21	43	21	19	40	20	19	39	21	22	43	23	23	46	625					
MISHRA MANAV MOHIT NEELAM	Grade	O	O	O	O	O	O	O	O	O	A	O	A	O	O	O	O	O	O	O	A	O	O	O	A	A	O	O	O	O	O	O	O	O			
	C			4			4			4			4			4			1			1			1			1			2	26					
	GP*C			40			40			40			36			40			10			10			9			10			20	255	9.81	P			
56013	MarksO	65	18	83	65	18	83	62	16	78	67	19	86	68	20	88	21	19	40	21	19	40	20	19	39	23	22	45	22	22	44	626					
PADWAL AJAY ARVIND ASHWINI	Grade	O	O	O	O	O	O	A	O	A	O	O	O	O	O	O	O	A	O	O	O	A	O	O	A	A	O	O	O	O	O	O	O	O			
	C			4			4			4			4			4			1			1			1			1			2	26					
	GP*C			40			40			36			40			40			10			10			9			10			20	255	9.81	P			
56014	MarksO	69	19	88	69	19	88	66	17	83	64	16	80	66	17	83	23	22	45	23	23	46	21	20	41	21	22	43	24	24	48	645					
PATIL ATHARVA HEMANT PRATIBHA	Grade	O	O	O	O	O	O	O	O	O	O	O	O	O	O	O	O	O	O	O	O	O	O	O	O	O	O	O	O	O	O	O	O	O			
	C			4			4			4			4			4			1			1			1			1			2	26					
	GP*C			40			40			40			40			40			10			10			10			10			20	260	10	P			
56015	MarksO	67	20	87	67	20	87	67	20	87	66	19	85	67	20	87	24	22	46	24	22	46	24	23	47	23	22	45	24	24	48	665					
/ POMENDKAR VAISHNAVI VINAYAK VAIDEHI	Grade	O	O	O	O	O	O	O	O	O	O	O	O	O	O	O	O	O	O	O	O	O	O	O	O	O	O	O	O	O	O	O	O	O			
	C			4			4			4			4			4			1			1			1			1			2	26					
	GP*C			40			40			40			40			40			10			10			10			10			20	260	10	P			

/-Female; # - 0.229; @- 0.5042; * - 0.5045; | - 3.4CBGSM; RCC - 0.5050 P - Pass; F - Fail; E - Exempted; Ab - Absent; NULL - Null & Void; RR - Result Reserved; \$:- Provisional Admission

C - Credit; G - Grade; GP - Grade Point; CGP - C*GP; ΣC - Sum of Credits; ΣCGP - Sum of CGPs; GPA - ΣCGP/ΣC

MARKS :	>=80	>=75 and <80	>=70 and <75	>=60 and <70	>=50 and <60	>=45 and <50	>=40 and <45	<40
GRADE :	O	A	B	C	D	E	P	F
GRADE POINT :	10	9	8	7	6	5	4	0

MR. S. V. PATIL
PREPARED BY

PROF. NILESH SHAHAPURE
CHECKED BY

PROF. ANKUSH HUTKE
EXAM INCHARGE

DR. SANJAY U. BOKADE
PRINCIPAL (I/C)
Rajiv Gandhi Institute of Technology
Versova, Andheri (Vv), Mumbai-53.

Result Sheet for T.E., Information Technology (AIP), Semester VI Choice Based ,Exam: May 2020 (Regular)

Courses →	ITC601 SOFTWARE ENGINEERING WITH PROJECT MANAGEMENT			ITC602 DATA MINING AND BUSINESS INTELLIGENCE			ITC603 CLOUD COMPUTING & SERVICES			ITC604 WIRELESS NETWORKS			ITDLO6021 ADVANCE INTERNET PROGRAMMING			ITL601 SOFTWARE DESIGN LAB			ITL602 BUSINESS INTELLIGENCE LAB			ITL603 CLOUD SERVICE DESIGN LAB			ITL604 SENSOR NETWORK LAB			ITM605 MINI PROJECT			TOTAL	SGPI (GPA)	RESULT				
	ESE	IA	TOT	ESE	IA	TOT	ESE	IA	TOT	ESE	IA	TOT	ESE	IA	TOT	OR	TW	TOT	OR	TW	TOT	OR	TW	TOT	OR	TW	TOT	OR	TW	TOT							
Seat No / Name of Student ↓	MaxM	80	20	100	80	20	100	80	20	100	80	20	100	80	20	100	25	25	50	25	25	50	25	25	50	25	25	50	25	25	50	25	25	50	750		
	MinM	32	8	40	32	8	40	32	8	40	32	8	40	32	8	40	10	10	20	10	10	20	10	10	20	10	10	20	10	10	20	10	10	20			
56016	MarksO	58	15	73	64	19	83	62	18	80	59	16	75	61	17	78	20	22	42	23	22	45	23	23	46	21	22	43	23	23	46	611					
RAJ VEDANT VIJAY MAMATA	Grade	B	A	B	O	O	O	A	O	O	B	O	A	A	O	A	O	O	O	O	O	O	O	O	O	O	O	O	O	O	O	O	O	O			
	C			4			4			4			4			4			1			1			1			1			2	26					
	GP*C			32			40			40			36			36			10			10			10			10			20	244	9.38	P			
56017	MarksO	70	20	90	63	15	78	67	18	85	66	17	83	64	16	80	25	24	49	19	19	38	23	24	47	22	23	45	24	24	48	643					
RAJADHYAKSHA ATHARVA JANARDAN NUTAN	Grade	O	O	O	A	A	A	O	O	O	O	O	O	O	O	O	O	O	O	A	A	A	O	O	O	O	O	O	O	O	O	O	O	O			
	C			4			4			4			4			4			1			1			1			1			2	26					
	GP*C			40			36			40			40			40			10			9			10			10			20	255	9.81	P			
56018	MarksO	69	19	88	66	17	83	69	19	88	57	11	68	69	19	88	23	23	46	22	23	45	24	24	48	17	21	38	23	23	46	638					
SHAIKH ZAINAB MOHAMED ASGHAR TAHSEEN	Grade	O	O	O	O	O	O	O	O	O	B	D	C	O	O	O	O	O	O	O	O	O	O	O	O	C	O	A	O	O	O						
	C			4			4			4			4			4			1			1			1			1			2	26					
	GP*C			40			40			40			28			40			10			10			10			9			20	247	9.5	P			
56019	MarksO	72	20	92	72	20	92	72	20	92	62	13	75	71	19	90	25	24	49	24	22	46	25	24	49	20	24	44	23	23	46	675					
/ SHETTY ANJALI SADANAND NANDA	Grade	O	O	O	O	O	O	O	O	O	A	C	A	O	O	O	O	O	O	O	O	O	O	O	O	O	O	O	O	O	O	O	O	O			
	C			4			4			4			4			4			1			1			1			1			2	26					
	GP*C			40			40			40			36			40			10			10			10			10			20	256	9.85	P			
56020	MarksO	64	16	80	66	17	83	66	17	83	57	11	68	66	17	83	20	20	40	21	20	41	21	20	41	18	22	40	23	23	46	605					
SHETTY VAISHAKH CHANDRASHEKAR VIMALAKSHI	Grade	O	O	O	O	O	O	O	O	O	B	D	C	O	O	O	O	O	O	O	O	O	O	O	O	B	O	O	O	O	O						
	C			4			4			4			4			4			1			1			1			1			2	26					
	GP*C			40			40			40			28			40			10			10			10			10			20	248	9.54	P			
56021	MarksO	54	15	69	57	17	74	48	11	59	46	10	56	57	17	74	18	18	36	20	18	38	16	18	34	17	22	39	22	22	44	523					
SINGH MITESH PADAM PADMINI	Grade	C	A	C	B	O	B	C	D	D	D	D	D	B	O	B	B	B	B	O	B	A	C	B	C	C	O	A	O	O	O						
	C			4			4			4			4			4			1			1			1			1			2	26					
	GP*C			28			32			24			24			32			8			9			7			9			20	193	7.42	P			
56022	MarksO	69	20	89	68	19	87	69	20	89	63	16	79	68	19	87	24	22	46	22	20	42	23	20	43	21	21	42	23	23	46	650					
/ SINGH SHREYA SHYAM SEEMA	Grade	O	O	O	O	O	O	O	O	O	A	O	A	O	O	O	O	O	O	O	O	O	O	O	O	O	O	O	O	O	O	O	O	O			
	C			4			4			4			4			4			1			1			1			1			2	26					
	GP*C			40			40			40			36			40			10			10			10			10			20	256	9.85	P			
56023	MarksO	63	18	81	66	20	86	66	20	86	65	19	84	63	18	81	23	23	46	24	22	46	25	24	49	23	22	45	23	23	46	650					
/ TARANGE DIVYA GANESH SIDDHI	Grade	A	O	O	O	O	O	O	O	O	O	O	O	A	O	O	O	O	O	O	O	O	O	O	O	O	O	O	O	O	O	O	O	O			
	C			4			4			4			4			4			1			1			1			1			2	26					
	GP*C			40			40			40			40			40			10			10			10			10			20	260	10	P			

/-Female; # - 0.229; @ - 0.5042; * - 0.5045; ! - 3.4CBGSM; RCC - 0.5050 P - Pass; F - Fail; E - Exempted; Ab - Absent; NULL - Null & Void; RR - Result Reserved; \$:- Provisional Admission

C - Credit; G - Grade; GP - Grade Point; CGP - C*GP; ΣC - Sum of Credits; ΣCGP - Sum of CGPs; GPA - ΣCGP/ΣC

MARKS :	>=80	>=75 and <80	>=70 and <75	>=60 and <70	>=50 and <60	>=45 and <50	>=40 and <45	<40
GRADE :	O	A	B	C	D	E	P	F
GRADE POINT :	10	9	8	7	6	5	4	0

MR. S. V. PATIL
PREPARED BY

PROF. NILESH SHAHAPURE
CHECKED BY

PROF. ANKUSH HUTKE
EXAM INCHARGE

DR. SANJAY U. BOKADE
PRINCIPAL (I/C)
Rajiv Gandhi Institute of Technology
Versova, Andheri (W), Mumbai-53.

Result Sheet for T.E., Information Technology (AIP), Semester VI Choice Based ,Exam: May 2020 (Regular)




Courses →	ITC601			ITC602			ITC603			ITC604			ITDLO6021			ITL601			ITL602			ITL603			ITL604			ITM605			TOTAL	SGPI (GPA)	RESULT				
	SOFTWARE ENGINEERING WITH PROJECT MANAGEMENT			DATA MINING AND BUSINESS INTELLIGENCE			CLOUD COMPUTING & SERVICES			WIRELESS NETWORKS			ADVANCE INTERNET PROGRAMMING			SOFTWARE DESIGN LAB			BUSINESS INTELLIGENCE LAB			CLOUD SERVICE DESIGN LAB			SENSOR NETWORK LAB			MINI PROJECT									
Seat No / Name of Student ↓	ESE	IA	TOT	ESE	IA	TOT	ESE	IA	TOT	ESE	IA	TOT	ESE	IA	TOT	ESE	IA	TOT	OR	TW	TOT	OR	TW	TOT	OR	TW	TOT	OR	TW	TOT	OR	TW	TOT	OR	TW	TOT	750
	56024	80	20	100	80	20	100	80	20	100	80	20	100	80	20	100	80	20	100	25	25	50	25	25	50	25	25	50	25	25	50	25	25	50	25	25	50
/ TEKE NIKITA SITARAM SHITAL	MinM	32	8	40	32	8	40	32	8	40	32	8	40	32	8	40	10	10	20	10	10	20	10	10	20	10	10	20	10	10	20	10	10	20	20		
	MarksO	66	19	85	60	15	75	64	18	82	55	12	67	66	19	85	O	O	O	O	O	O	O	O	O	O	O	O	B	O	A	O	O	O			
	Grade	O	O	O	A	A	A	O	O	O	C	C	C	O	O	O			1			1			1			1			1			2	26		
	GP*C			40			36			40			28			40			10			10			10			9			20	243					
																																		9.35	P		


/-Female; # - 0.229; @ - 0.5042; * - 0.5045; ! - 3.4CBGSM; RCC - 0.5050 P - Pass; F - Fail; E - Exempted; Ab - Absent; NULL - Null & Void; RR - Result Reserved; \$:- Provisional Admission


C - Credit; G - Grade; GP - Grade Point; CGP - C*GP; ΣC - Sum of Credits; ΣCGP - Sum of CGPs; GPA - ΣCGP/ΣC

MARKS :	>=80	>=75 and <80	>=70 and <75	>=60 and <70	>=50 and <60	>=45 and <50	>=40 and <45	<40
GRADE :	O	A	B	C	D	E	P	F
GRADE POINT :	10	9	8	7	6	5	4	0


MR. S. V. PATIL
PREPARED BY


PROF. NILESH SHAHAPURE
CHECKED BY


PROF. ANKUSH HUTKE
EXAM INCHARGE


DR. SANJAY U. BOKADE
PRINCIPAL (I/G)
Rajiv Gandhi Institute of Technology
Versova, Andheri (W), Mumbai-53.



MCT
MANJARA CHARITABLE TRUST

RAJIV GANDHI INSTITUTE OF TECHNOLOGY, MUMBAI

Result Sheet for T.E., Information Technology (GREEN IT), Semester VI Choice Based ,Exam: May 2020 (Regular)

Courses →		ITC601			ITC602			ITC603			ITC604			ITDLO6025			ITL601			ITL602			ITL603			ITL604			ITM605			TOTAL	SGPI (GPA)	RESULT						
		SOFTWARE ENGINEERING WITH PROJECT MANAGEMENT			DATA MINING AND BUSINESS INTELLIGENCE			CLOUD COMPUTING & SERVICES			WIRELESS NETWORKS			GREEN IT			SOFTWARE DESIGN LAB			BUSINESS INTELLIGENCE LAB			CLOUD SERVICE DESIGN LAB			SENSOR NETWORK LAB			MINI PROJECT											
Seat No / Name of Student ↓		ESE	IA	TOT	ESE	IA	TOT	ESE	IA	TOT	ESE	IA	TOT	ESE	IA	TOT	ESE	IA	TOT	OR	TW	TOT	OR	TW	TOT	OR	TW	TOT	OR	TW	TOT	OR	TW	TOT	OR	TW	TOT	750		
	56025	MarksO	69	19	88	67	18	85	61	14	75	64	16	80	69	19	88	23	22	45	22	22	44	20	22	42	21	22	43	24	24	48	638							
	ADATE SAURABH ULHAS SUDHA	Grade	O	O	O	O	O	O	A	B	A	O	O	O	O	O	O	O	O	O	O	O	O	O	O	O	O	O	O	O	O	O	O	O	O	26				
	GP*C			40			40			36			40			40			10			10			10			10			20	256	9.85	P						
56026	MarksO	58	15	73	58	15	73	59	16	75	49	09	58	61	17	78	19	20	39	19	20	39	20	20	40	17	22	39	22	22	44	558								
/ AMBEKAR DURGA PRADEEP PALLAVI	Grade	B	A	B	B	A	B	B	O	A	C	E	D	A	O	A	A	O	A	A	O	A	O	O	O	C	O	A	O	O	O	26								
	GP*C			32			32			36			24			36			9			9			10			9			20	217	8.35	P						
56027	MarksO	68	19	87	66	18	84	66	18	84	62	15	77	65	17	82	23	23	46	20	18	38	20	18	38	20	22	42	24	24	48	626								
ANSARI DANISH MOHD SALIM AMEENA	Grade	O	O	O	O	O	O	O	O	O	A	A	A	O	O	O	O	O	O	O	B	A	O	B	A	O	O	O	O	O	O	26								
	GP*C			40			40			40			36			40			10			9			9			10			20	254	9.77	P						
56028	MarksO	53	12	65	58	15	73	62	18	80	56	14	70	59	16	75	18	20	38	18	18	36	20	18	38	19	21	40	23	23	46	561								
ATHANIA AIS ASIF WAHIDA	Grade	C	C	C	B	A	B	A	O	O	B	B	B	B	O	A	B	O	A	B	B	B	O	B	A	A	O	O	O	O	O	26								
	GP*C			28			32			40			32			36			9			8			9			10			20	224	8.62	P						
56029	MarksO	62	16	78	67	19	86	67	19	86	61	15	76	64	17	81	22	24	46	22	21	43	22	21	43	20	22	42	24	24	48	629								
BANSODE ASHUTOSH PRADEEP ARCHANA	Grade	A	O	A	O	O	O	O	O	O	A	A	A	O	O	O	O	O	O	O	O	O	O	O	O	O	O	O	O	O	O	26								
	GP*C			36			40			40			36			40			10			10			10			10			20	252	9.69	P						
56030	MarksO	57	14	71	63	18	81	63	18	81	57	14	71	60	16	76	19	20	39	20	18	38	20	17	37	20	22	42	24	24	48	584								
BARAPATRE HARSHAD ARUN YOGITA	Grade	B	B	B	A	O	O	A	O	O	B	B	B	A	O	A	A	O	A	O	B	A	O	C	B	O	O	O	O	O	O	26								
	GP*C			32			40			40			32			36			9			9			8			10			20	236	9.08	P						
56031	MarksO	49	11	60	55	15	70	59	18	77	47	10	57	52	13	65	17	20	37	19	19	38	20	18	38	17	22	39	24	24	48	529								
CHADHA KULJOT SINGH DILPREET SINGH GURPREET KAUR	Grade	C	D	C	C	A	B	B	O	A	D	D	D	C	C	C	C	O	B	A	A	A	O	B	A	C	O	A	O	O	O	26								
	GP*C			28			32			36			24			28			8			9			9			9			20	203	7.81	P						

/-Female; # - 0.229; @ - 0.5042; * - 0.5045; 1 - 3.4CBGSM; RCC - 0.5050 P - Pass; F - Fail; E - Exempted; Ab - Absent; NULL - Null & Void; RR - Result Reserved; \$:- Provisional Admission

C - Credit; G - Grade; GP - Grade Point; CGP - C*GP; ΣC - Sum of Credits; ΣCGP - Sum of CGPs; GPA - ΣCGP/ΣC

MARKS :	>=80	>=75 and <80	>=70 and <75	>=60 and <70	>=50 and <60	>=45 and <50	>=40 and <45	<40
GRADE :	O	A	B	C	D	E	P	F
GRADE POINT :	10	9	8	7	6	5	4	0

MR. S. V. PATIL
PREPARED BY

PROF. NILESH SHAHAPURE
CHECKED BY

PROF. ANKUSH HUTKE
EXAM INCHARGE

DR. SANJAY U. BOKADE
PRINCIPAL (I/C)
Rajiv Gandhi Institute of Technology
Versova, Andheri (W), Mumbai-53.



Result Sheet for T.E., Information Technology (GREEN IT), Semester VI Choice Based ,Exam: May 2020 (Regular)

Courses →	ITC601 SOFTWARE ENGINEERING WITH PROJECT MANAGEMENT			ITC602 DATA MINING AND BUSINESS INTELLIGENCE			ITC603 CLOUD COMPUTING & SERVICES			ITC604 WIRELESS NETWORKS			ITDLO6025 GREEN IT			ITL601 SOFTWARE DESIGN LAB			ITL602 BUSINESS INTELLIGENCE LAB			ITL603 CLOUD SERVICE DESIGN LAB			ITL604 SENSOR NETWORK LAB			ITM605 MINI PROJECT			TOTAL	SGPI (GPA)	RESULT				
	ESE	IA	TOT	ESE	IA	TOT	ESE	IA	TOT	ESE	IA	TOT	ESE	IA	TOT	OR	TW	TOT	OR	TW	TOT	OR	TW	TOT	OR	TW	TOT	OR	TW	TOT							
Seat No / Name of Student ↓	MaxM	80	20	100	80	20	100	80	20	100	80	20	100	80	20	100	25	25	50	25	25	50	25	25	50	25	25	50	25	25	50	25	25	50	750		
	MinM	32	8	40	32	8	40	32	8	40	32	8	40	32	8	40	10	10	20	10	10	20	10	10	20	10	10	20	10	10	20	10	10	20			
56032	MarksO	45	12	57	44	11	55	44	11	55	51	16	67	51	16	67	17	18	35	16	18	34	15	17	32	20	20	40	21	21	42	484					
CHAUDHARI PRATIK SANJAY PRATIBHA	Grade	D	C	D	D	D	D	D	D	D	C	O	C	C	O	C	C	B	B	C	B	C	C	C	C	O	O	O	O	O	O	2	26				
	C			4			4			4			4			4			1			1			1			1			2						
	GP*C			24			24			24			28			28			8			7			7			10			20	180	6.92	P			
56033	MarksO	69	20	89	68	19	87	69	20	89	57	12	69	69	20	89	25	24	49	20	17	37	21	17	38	19	22	41	23	23	46	634					
CHOWDHRY SAMIR SAJJAN GULZAR	Grade	O	O	O	O	O	O	O	O	O	B	C	C	O	O	O	O	O	O	O	C	B	O	C	A	A	O	O	O	O	O	2	26				
	C			4			4			4			4			4			1			1			1			1			2						
	GP*C			40			40			40			28			40			10			8			9			10			20	245	9.42	P			
56034	MarksO	08F	Ab	8	08F	Ab	8	08F	Ab	8	08F	Ab	8	08F	Ab	8	Ab	Ab	Ab	Ab	Ab	Ab	Ab	Ab	Ab	Ab	Ab	Ab	Ab	Ab	Ab	40					
DIVEKAR DIPESH KISAN KIMAYA	Grade	F	F	F	F	F	F	F	F	F	F	F	F	F	F	F	F	F	F	F	F	F	F	F	F	F	F	F	F	F	F	0	0				
	C			0			0			0			0			0			0			0			0			0			0	0	0				
	GP*C			0			0			0			0			0			0			0			0			0			0	0	0	NULL			
56035	MarksO	37	09	46	41	12	53	38	10	48	37	09	46	35	08	43	16	21	37	16	16	32	14	16	30	16	21	37	19	19	38	410					
DOBARIYA HARSH NARSIH NEELA	Grade	E	E	E	D	C	D	E	D	E	E	E	E	P	P	P	C	O	B	C	C	C	D	C	C	C	O	B	A	A	A	2	26				
	C			4			4			4			4			4			1			1			1			1			2						
	GP*C			20			24			20			20			16			8			7			7			8			18	148	5.69	P			
56036	MarksO	64	17	81	65	18	83	64	17	81	64	17	81	64	17	81	22	22	44	22	22	44	22	22	44	22	23	45	22	22	44	628					
/ DUBEY DEEPSHIKHA RAJNIKANT PRAMITA	Grade	O	O	O	O	O	O	O	O	O	O	O	O	O	O	O	O	O	O	O	O	O	O	O	O	O	O	O	O	O	O	2	26				
	C			4			4			4			4			4			1			1			1			1			2						
	GP*C			40			40			40			40			40			10			10			10			10			20	260	10	P			
56037	MarksO	71	20	91	71	20	91	70	19	89	68	18	86	68	18	86	24	23	47	23	20	43	22	20	42	22	22	44	23	23	46	665					
/ DUNDGEKAR POOJA TUKARAM MANISHA	Grade	O	O	O	O	O	O	O	O	O	O	O	O	O	O	O	O	O	O	O	O	O	O	O	O	O	O	O	O	O	O	2	26				
	C			4			4			4			4			4			1			1			1			1			2						
	GP*C			40			40			40			40			40			10			10			10			10			20	260	10	P			
56038	MarksO	58	12	70	58	12	70	66	17	83	60	13	73	63	15	78	19	22	41	17	18	35	20	18	38	19	22	41	22	22	44	573					
/ GANDHI DRISHTI HITESH MONA	Grade	B	C	B	B	C	B	O	O	O	A	C	B	A	A	A	A	O	O	C	B	B	O	B	A	A	O	O	O	O	O	2	26				
	C			4			4			4			4			4			1			1			1			1			2						
	GP*C			32			32			40			32			36			10			8			9			10			20	229	8.81	P			
56039	MarksO	55	15	70	58	17	75	53	14	67	50	12	62	50	12	62	20	22	42	20	18	38	18	18	36	19	22	41	23	23	46	539					
GANDHI PRIYANK NILESH MADHURI	Grade	C	A	B	B	O	A	C	B	C	C	C	C	C	C	C	O	O	O	O	B	A	B	B	B	A	O	O	O	O	O	2	26				
	C			4			4			4			4			4			1			1			1			1			2						
	GP*C			32			36			28			28			28			10			9			8			10			20	209	8.04	P			

/-Female; #- 0.229; @- 0.5042; *- 0.5045; !- 3.4CBGSM; RCC - 0.5050 P - Pass; F - Fail; E - Exempted; Ab - Absent; NULL - Null & Void; RR - Result Reserved; \$:- Provisional Admission
 C- Credit; G- Grade; GP- Grade Point; CGP - C*GP; ΣC - Sum of Credits; ΣCGP - Sum of CGPs; GPA - ΣCGP/ΣC

MARKS :	>=80	>=75 and <80	>=70 and <75	>=60 and <70	>=50 and <60	>=45 and <50	>=40 and <45	<40
GRADE :	O	A	B	C	D	E	P	F
GRADE POINT :	10	9	8	7	6	5	4	0

MR. S. V. PATIL
PREPARED BY

PROF. NILESH SHAHAPURE
CHECKED BY

PROF. ANKUSH HUTKE
EXAM INCHARGE

DR. SANJAY U. BOKADE
PRINCIPAL (I/C)
Rajiv Gandhi Institute of Technology
Versova, Andheri (W), Mumbai-53.



Result Sheet for T.E., Information Technology (GREEN IT), Semester VI Choice Based ,Exam: May 2020 (Regular)

Courses →	ITC601 SOFTWARE ENGINEERING WITH PROJECT MANAGEMENT			ITC602 DATA MINING AND BUSINESS INTELLIGENCE			ITC603 CLOUD COMPUTING & SERVICES			ITC604 WIRELESS NETWORKS			ITDLO6025 GREEN IT			ITL601 SOFTWARE DESIGN LAB			ITL602 BUSINESS INTELLIGENCE LAB			ITL603 CLOUD SERVICE DESIGN LAB			ITL604 SENSOR NETWORK LAB			ITM605 MINI PROJECT			TOTAL	SGPI (GPA)	RESULT				
	ESE	IA	TOT	ESE	IA	TOT	ESE	IA	TOT	ESE	IA	TOT	ESE	IA	TOT	OR	TW	TOT	OR	TW	TOT	OR	TW	TOT	OR	TW	TOT	OR	TW	TOT							
Seat No / Name of Student ↓	MaxM	80	20	100	80	20	100	80	20	100	80	20	100	80	20	100	25	25	50	25	25	50	25	25	50	25	25	50	25	25	50	25	25	50	750		
	MinM	32	8	40	32	8	40	32	8	40	32	8	40	32	8	40	10	10	20	10	10	20	10	10	20	10	10	20	10	10	20	10	10	20			
56040	MarksO	55	14	69	57	15	72	61	18	79	49	10	59	58	16	74	19	20	39	19	19	38	21	19	40	17	21	38	23	23	46						
GOVARDHAN AKSHAY PRATAP NIRMALA	Grade	C	B	C	B	A	B	A	O	A	C	D	D	B	O	B	A	O	A	A	A	A	O	A	O	C	O	A	O	O	O						
	C			4			4			4			4			4			1			1			1			1			2	26					
	GP*C			28			32			36			24			32			9			9			10			9			20	209	8.04	P			
56041	MarksO	72	20	92	72	20	92	71	19	90	62	13	75	69	18	87	23	21	44	23	20	43	21	19	40	19	21	40	22	22	44						
/ GOVEKAR PRIYA BALU RATNAMALA	Grade	O	O	O	O	O	O	O	O	O	A	C	A	O	O	O	O	O	O	O	O	O	O	A	O	A	O	O	O	O	O						
	C			4			4			4			4			4			1			1			1			1			2	26					
	GP*C			40			40			40			36			40			10			10			10			10			20	256	9.85	P			
56042	MarksO	66	19	85	66	19	85	66	19	85	63	17	80	63	17	80	23	23	46	23	23	46	23	23	46	22	22	44	23	23	46						
GUPTA KRISHNA SANJAY REKHA	Grade	O	O	O	O	O	O	O	O	O	A	O	O	A	O	O	O	O	O	O	O	O	O	O	O	O	O	O	O	O	O						
	C			4			4			4			4			4			1			1			1			1			2	26					
	GP*C			40			40			40			40			40			10			10			10			10			20	260	10	P			
56043	MarksO	66	19	85	66	19	85	64	18	82	61	16	77	64	18	82	21	19	40	21	19	40	21	19	40	21	22	43	21	21	42						
GUPTA SURAJ RAMRAJ BEENITA	Grade	O	O	O	O	O	O	O	O	O	A	O	A	O	O	O	O	A	O	O	A	O	O	O	A	O	O	O	O	O	O						
	C			4			4			4			4			4			1			1			1			1			2	26					
	GP*C			40			40			40			36			40			10			10			10			10			20	256	9.85	P			
56044	MarksO	69	20	89	69	20	89	69	20	89	68	19	87	65	17	82	22	19	41	22	18	40	22	18	40	23	22	45	21	21	42						
HARYAN YUVRAJ CHANDRAKANT PRATIMA	Grade	O	O	O	O	O	O	O	O	O	O	O	O	O	O	O	O	A	O	O	B	O	O	B	O	O	O	O	O	O	O						
	C			4			4			4			4			4			1			1			1			1			2	26					
	GP*C			40			40			40			40			40			10			10			10			10			20	260	10	P			
56045	MarksO	70	19	89	71	20	91	71	20	91	71	20	91	65	16	81	21	19	40	23	20	43	23	20	43	23	21	44	22	22	44						
HINGWALA ATIF MOHAMMED ALI SAEEDA	Grade	O	O	O	O	O	O	O	O	O	O	O	O	O	O	O	O	A	O	O	O	O	O	O	O	O	O	O	O	O	O						
	C			4			4			4			4			4			1			1			1			1			2	26					
	GP*C			40			40			40			40			40			10			10			10			10			20	260	10	P			
56046	MarksO	66	18	84	68	19	87	69	20	89	51	08	59	65	17	82	23	23	46	22	21	43	23	20	43	16	22	38	22	22	44						
/ JAIN AAINA SANJAY JYOTI	Grade	O	O	O	O	O	O	O	O	O	C	P	D	O	O	O	O	O	O	O	O	O	O	O	O	O	C	O	A	O	O						
	C			4			4			4			4			4			1			1			1			1			2	26					
	GP*C			40			40			40			24			40			10			10			10			9			20	243	9.35	P			
56047	MarksO	55	15	70	59	18	77	58	17	75	56	16	72	58	17	75	21	23	44	21	19	40	20	19	39	20	21	41	23	23	46						
/ KADAM RUCHIRA SHARAD SUSHMA	Grade	C	A	B	B	O	A	B	O	A	B	O	B	B	O	A	O	O	O	O	A	O	O	O	A	A	O	O	O	O	O						
	C			4			4			4			4			4			1			1			1			1			2	26					
	GP*C			32			36			36			32			36			10			10			9			10			20	231	8.88	P			

/-Female; # - 0.229; @ - 0.5042; * - 0.5045; ! - 3.4CBGSM; RCC - 0.5050 P - Pass; F- Fail; E - Exempted; Ab - Absent; NULL - Null & Void; RR - Result Reserved; \$:- Provisional Admission
 C- Credit; G- Grade; GP- Grade Point; CGP - C*GP; ΣC - Sum of Credits; ΣCGP - Sum of CGPs; GPA - ΣCGP/ΣC

MARKS :	>=80	>=75 and <80	>=70 and <75	>=60 and <70	>=50 and <60	>=45 and <50	>=40 and <45	<40
GRADE :	O	A	B	C	D	E	P	F
GRADE POINT :	10	9	8	7	6	5	4	0

MR. S. V. PATIL
PREPARED BY

PROF. NILESH SHAHAPURE
CHECKED BY

PROF. ANKUSH HUTKE
EXAM INCHARGE

DR. SANJAY U. BOKADE
PRINCIPAL (I/C)
Rajiv Gandhi Institute of Technology
Versova, Andheri (W), Mumbai-53.



Result Sheet for T.E., Information Technology (GREEN IT), Semester VI Choice Based ,Exam: May 2020 (Regular)

Courses →	ITC601 SOFTWARE ENGINEERING WITH PROJECT MANAGEMENT			ITC602 DATA MINING AND BUSINESS INTELLIGENCE			ITC603 CLOUD COMPUTING & SERVICES			ITC604 WIRELESS NETWORKS			ITDLO6025 GREEN IT			ITL601 SOFTWARE DESIGN LAB			ITL602 BUSINESS INTELLIGENCE LAB			ITL603 CLOUD SERVICE DESIGN LAB			ITL604 SENSOR NETWORK LAB			ITM605 MINI PROJECT			TOTAL	SGPI (GPA)	RESULT				
	ESE	IA	TOT	ESE	IA	TOT	ESE	IA	TOT	ESE	IA	TOT	ESE	IA	TOT	OR	TW	TOT	OR	TW	TOT	OR	TW	TOT	OR	TW	TOT	OR	TW	TOT				OR	TW	TOT	
Seat No / Name of Student ↓	MaxM	80	20	100	80	20	100	80	20	100	80	20	100	80	20	100	25	25	50	25	25	50	25	25	50	25	25	50	25	25	50	25	25	50	750		
	MinM	32	8	40	32	8	40	32	8	40	32	8	40	32	8	40	10	10	20	10	10	20	10	10	20	10	10	20	10	10	20	10	10	20	496		
56048	MarksO	44	12	56	53	18	71	49	15	64	43	11	54	53	18	71	17	19	36	19	16	35	17	16	33	17	16	33	17	21	38	19	19	38	26		
KALAPGAR AKSHAY VIJAY PARVATI	Grade	D	C	D	C	O	B	C	A	C	D	D	D	C	O	B	C	A	B	A	C	B	C	C	C	C	O	A	A	A	A	A	A	A	2		
	C			4			4			4			4			4			1			1			1			1			2	26					
	GP*C			24			32			28			24			32			8			8			7			9			18	190	7.31	P			
56049	MarksO	52	15	67	53	16	69	58	19	77	47	12	59	50	14	64	19	19	38	19	18	37	22	20	42	18	21	39	19	19	38	530					
KAMBLE MOHIT RAVINDRA SMITA	Grade	C	A	C	C	O	C	B	O	A	D	C	D	C	B	C	A	A	A	A	B	B	O	O	O	B	O	A	A	A	A	A	A	A	2		
	C			4			4			4			4			4			1			1			1			1			2	26					
	GP*C			28			28			36			24			28			9			8			10			9			18	198	7.62	P			
56050	MarksO	71	20	91	71	20	91	71	20	91	70	19	89	71	20	91	24	22	46	25	24	49	24	23	47	23	22	45	24	24	48	688					
/ KASMANI JENAN ASHRAF SAMIRA	Grade	O	O	O	O	O	O	O	O	O	O	O	O	O	O	O	O	O	O	O	O	O	O	O	O	O	O	O	O	O	O	O	O	O	2		
	C			4			4			4			4			4			1			1			1			1			2	26					
	GP*C			40			40			40			40			40			10			10			10			10			20	260	10	P			
56051	MarksO	59	17	76	59	17	76	60	18	78	53	13	66	53	13	66	20	19	39	21	20	41	21	20	41	19	21	40	22	22	44	567					
LAWALE KAUSTUBH NITIN VANMALA	Grade	B	O	A	B	O	A	A	O	A	C	C	C	C	C	C	O	A	A	O	O	O	O	O	O	A	O	O	O	O	O	O	O	O	2		
	C			4			4			4			4			4			1			1			1			1			2	26					
	GP*C			36			36			36			28			28			9			10			10			10			20	223	8.58	P			
56052	MarksO	54	14	68	60	18	78	54	14	68	47	09	56	51	12	63	20	22	42	19	16	35	17	16	33	17	22	39	22	22	44	526					
/ LOHAR LAJREE DEEPAK SUNITA	Grade	C	B	C	A	O	A	C	B	C	D	E	D	C	C	C	O	O	O	A	C	B	C	C	C	C	O	A	O	O	O	O	O	O	2		
	C			4			4			4			4			4			1			1			1			1			2	26					
	GP*C			28			36			28			24			28			10			8			7			9			20	198	7.62	P			
56053	MarksO	61	15	76	65	18	83	64	17	81	56	12	68	62	16	78	20	22	42	23	24	47	22	23	45	19	22	41	21	21	42	603					
/ MALVE GANDHALI DIPAK DARSHANA	Grade	A	A	A	O	O	O	O	O	O	B	C	C	A	O	A	O	O	O	O	O	O	O	O	O	A	O	O	O	O	O	O	O	O	2		
	C			4			4			4			4			4			1			1			1			1			2	26					
	GP*C			36			40			40			28			36			10			10			10			10			20	240	9.23	P			
56054	MarksO	53	16	69	56	18	74	58	19	77	53	16	69	52	15	67	20	19	39	20	17	37	21	18	39	21	22	43	21	21	42	556					
MALVIYA TANAY MUKESH POOJA	Grade	C	O	C	B	O	B	B	O	A	C	O	C	C	A	C	O	A	A	O	C	B	O	B	A	O	O	O	O	O	O	O	O	O	2		
	C			4			4			4			4			4			1			1			1			1			2	26					
	GP*C			28			32			36			28			28			9			8			9			10			20	208	8	P			
56055	MarksO	68	19	87	68	19	87	65	17	82	66	18	84	66	18	84	24	24	48	23	22	45	22	22	44	22	22	44	24	24	48	653					
MARAPALLI KRISHNAKUMAR NINGAPPA PADMAVATI	Grade	O	O	O	O	O	O	O	O	O	O	O	O	O	O	O	O	O	O	O	O	O	O	O	O	O	O	O	O	O	O	O	O	O	2		
	C			4			4			4			4			4			1			1			1			1			2	26					
	GP*C			40			40			40			40			40			10			10			10			10			20	260	10	P			

-/Female; # - 0.229; @ - 0.5042; * - 0.5045; ! - 3.4CBGSM; RCC - 0.5050 P - Pass; F - Fail; E - Exempted; Ab - Absent; NULL - Null & Void; RR - Result Reserved; \$:- Provisional Admission

C - Credit; G - Grade; GP - Grade Point; CGP - C*GP; ΣC - Sum of Credits; ΣCGP - Sum of CGPs; GPA - ΣCGP/ΣC

MARKS :	>=80	>=75 and <80	>=70 and <75	>=60 and <70	>=50 and <60	>=45 and <50	>=40 and <45	<40
GRADE :	O	A	B	C	D	E	P	F
GRADE POINT :	10	9	8	7	6	5	4	0

MR. S. V. PATIL
PREPARED BY

PROF. NILESH SHAHAPURE
CHECKED BY

PROF. ANKUSH HUTKE
EXAM INCHARGE

DR. SANJAY U. BOKADE
PRINCIPAL (I/C)
Rajiv Gandhi Institute of Technology
Versova, Andheri (W), Mumbai-53.

Result Sheet for T.E., Information Technology (GREEN IT), Semester VI Choice Based ,Exam: May 2020 (Regular)

Courses →	ITC601			ITC602			ITC603			ITC604			ITDLO6025			ITL601			ITL602			ITL603			ITL604			ITM605			TOTAL	SGPI (GPA)	RESULT				
	SOFTWARE ENGINEERING WITH PROJECT MANAGEMENT			DATA MINING AND BUSINESS INTELLIGENCE			CLOUD COMPUTING & SERVICES			WIRELESS NETWORKS			GREEN IT			SOFTWARE DESIGN LAB			BUSINESS INTELLIGENCE LAB			CLOUD SERVICE DESIGN LAB			SENSOR NETWORK LAB			MINI PROJECT									
Seat No / Name of Student ↓	ESE	IA	TOT	ESE	IA	TOT	ESE	IA	TOT	ESE	IA	TOT	ESE	IA	TOT	ESE	IA	TOT	OR	TW	TOT	OR	TW	TOT	OR	TW	TOT	OR	TW	TOT	OR	TW	TOT	OR	TW	TOT	750
	MaxM	80	20	100	80	20	100	80	20	100	80	20	100	80	20	100	25	25	50	25	25	50	25	25	50	25	25	50	25	25	50	25	25	50	20		
	MinM	32	8	40	32	8	40	32	8	40	32	8	40	32	8	40	10	10	20	10	10	20	10	10	20	10	10	20	10	10	20	10	10	20	606		
56056	MarksO	60	15	75	66	19	85	64	18	82	61	16	77	61	16	77	20	22	42	21	19	40	21	19	40	21	19	40	21	21	42	23	23	46	606		
/ MHALSANK SUMAN SUNIL RAJESHREE	Grade	A	A	A	O	O	O	O	O	O	A	O	A	A	O	A	O	O	O	O	A	O	O	A	O	O	A	O	O	O	O	O	O	O	2	26	
	C			4			4			4			4			4			1			1			1			1			1			2			
	GP*C			36			40			40			36			36			10			10			10			10			10			20	248		
56057	MarksO	69	20	89	66	18	84	68	19	87	57	12	69	62	15	77	22	19	41	22	22	44	23	22	45	19	22	41	23	23	46	623					
/ MHATRE NAMITA ANIL TANUJA	Grade	O	O	O	O	O	O	O	O	O	B	C	C	A	A	A	O	A	O	O	O	O	O	O	O	A	O	O	O	O	O	O	O	O	2	26	
	C			4			4			4			4			4			1			1			1			1			1			2			
	GP*C			40			40			40			28			36			10			10			10			10			10			20	244		
56058	MarksO	50	15	65	54	18	72	51	16	67	45	12	57	54	18	72	19	19	38	19	16	35	19	17	36	18	20	38	20	20	40	520					
MIRKUTE SWAPNIL RAJAN PRATIBHA	Grade	C	A	C	C	O	B	C	O	C	D	C	D	C	O	B	A	A	A	A	C	B	A	C	B	B	O	A	O	O	O	2	26				
	C			4			4			4			4			4			1			1			1			1			1			2			
	GP*C			28			32			28			24			32			9			8			8			9			9			20	198		
56059	MarksO	59	15	74	56	13	69	63	18	81	57	14	71	66	20	86	21	23	44	18	19	37	21	19	40	20	22	42	23	23	46	590					
/ MOHILE SANJANA SANDEEP SUNITA	Grade	B	A	B	B	C	C	A	O	O	B	B	B	O	O	O	O	O	O	B	A	B	O	A	O	O	O	O	O	O	O	O	O	O	2	26	
	C			4			4			4			4			4			1			1			1			1			1			2			
	GP*C			32			28			40			32			40			10			8			10			10			10			20	230		
56060	MarksO	71	20	91	70	19	89	71	20	91	67	17	84	68	18	86	24	23	47	22	20	42	23	20	43	22	22	44	23	23	46	663					
/ NAGVADARIA GRISHMA DEEPAK SHEELA	Grade	O	O	O	O	O	O	O	O	O	O	O	O	O	O	O	O	O	O	O	O	O	O	O	O	O	O	O	O	O	O	O	O	O	2	26	
	C			4			4			4			4			4			1			1			1			1			1			2			
	GP*C			40			40			40			40			40			10			10			10			10			10			20	260		
56061	MarksO	68	20	88	65	18	83	62	16	78	61	15	76	65	18	83	24	23	47	23	23	46	20	19	39	20	22	42	24	24	48	630					
NANANI DEVANSH CHANDRAKANT POONAM	Grade	O	O	O	O	O	O	A	O	A	A	A	A	O	O	O	O	O	O	O	O	O	O	A	A	O	O	O	O	O	O	O	O	O	2	26	
	C			4			4			4			4			4			1			1			1			1			1			2			
	GP*C			40			40			36			36			40			10			10			9			10			10			20	251		
56062	MarksO	25F	08E	33	32E	11E	43	37E	16E	53	28F	10E	38	39E	17E	56	12E	13E	25	15E	16E	31	18E	16E	34	13E	13E	26	16E	16E	32	371					
PARAB SIDDESH PRAKASH POOJA	Grade	F	P	F	P	D	P	E	O	D	F	D	F	E	O	D	E	D	D	C	C	C	B	C	C	D	D	D	C	C	C	2	18				
	C			--			4			4			--			4			1			1			1			1			1			2			
	GP*C			0			16			24			0			24			6			7			7			6			14			104			

/-Female; # -0.229; @- 0.5042; * - 0.5045; ! - 3.4CBGSM; RCC - 0.5050 P - Pass; F- Fail; E - Exempted; Ab - Absent; NULL - Null & Void; RR - Result Reserved; \$:- Provisional Admission
 C- Credit; G- Grade; GP- Grade Point; CGP - C*GP; ΣC - Sum of Credits; ΣCGP - Sum of CGPs; GPA - ΣCGP/ΣC

MARKS :	>=80	>=75 and <80	>=70 and <75	>=60 and <70	>=50 and <60	>=45 and <50	>=40 and <45	<40
GRADE :	O	A	B	C	D	E	P	F
GRADE POINT :	10	9	8	7	6	5	4	0

MR. S. V. PATIL
 PREPARED BY

PROF. NILESH SHAHAPURE
 CHECKED BY

PROF. ANKUSH HUTKE
 EXAM INCHARGE

DR. SANJAY U. BOKADE
 PRINCIPAL (I/C)
 Rajiv Gandhi Institute of Technology
 Versova, Andheri (W), Mumbai-53.



Result Sheet for T.E., Information Technology (GREEN IT), Semester VI Choice Based ,Exam: May 2020 (Regular)

Courses →	ITC601 SOFTWARE ENGINEERING WITH PROJECT MANAGEMENT			ITC602 DATA MINING AND BUSINESS INTELLIGENCE			ITC603 CLOUD COMPUTING & SERVICES			ITC604 WIRELESS NETWORKS			ITDLO6025 GREEN IT			ITL601 SOFTWARE DESIGN LAB			ITL602 BUSINESS INTELLIGENCE LAB			ITL603 CLOUD SERVICE DESIGN LAB			ITL604 SENSOR NETWORK LAB			ITM605 MINI PROJECT			TOTAL	SGPI (GPA)	RESULT				
	ESE	IA	TOT	ESE	IA	TOT	ESE	IA	TOT	ESE	IA	TOT	ESE	IA	TOT	OR	TW	TOT	OR	TW	TOT	OR	TW	TOT	OR	TW	TOT	OR	TW	TOT							
Seat No / Name of Student ↓	MaxM	80	20	100	80	20	100	80	20	100	80	20	100	80	20	100	25	25	50	25	25	50	25	25	50	25	25	50	25	25	50	25	25	50	750		
	MinM	32	8	40	32	8	40	32	8	40	32	8	40	32	8	40	10	10	20	10	10	20	10	10	20	10	10	20	10	10	20	10	10	20			
56063	MarksO	65	18	83	65	18	83	67	19	86	62	16	78	68	20	88	23	23	46	20	18	38	20	17	37	21	21	42	23	23	46	627					
PATIL YASH RAMESH INDU	Grade	O	O	O	O	O	O	O	O	O	A	O	A	O	O	O	O	O	O	O	B	A	O	C	B	O	O	O	O	O	O	2	26				
	C			4			4			4			4			4			1			1			1			1			2	26					
	GP*C			40			40			40			36			40			10			9			8			10			20	253	9.73	P			
56064	MarksO	70	20	90	67	18	85	70	20	90	63	15	78	70	20	90	24	22	46	21	19	40	22	19	41	20	22	42	23	23	46	648					
/ RADHIKA SHIVARAMAKRISHNAN JAYASHREE	Grade	O	O	O	O	O	O	O	O	O	A	A	A	O	O	O	O	O	O	O	A	O	O	A	O	O	O	O	O	O	O	2	26				
	C			4			4			4			4			4			1			1			1			1			2	26					
	GP*C			40			40			40			36			40			10			10			10			10			20	256	9.85	P			
56065	MarksO	64	18	82	63	17	80	60	15	75	55	12	67	64	18	82	23	23	46	22	23	45	21	23	44	18	21	39	22	22	44	604					
SAHABE ALAM JAFARULLAH SAMARJAHAN	Grade	O	O	O	A	O	O	A	A	A	C	C	C	O	O	O	O	O	O	O	O	O	O	O	O	O	B	O	A	O	O	2	26				
	C			4			4			4			4			4			1			1			1			1			2	26					
	GP*C			40			40			36			28			40			10			10			10			9			20	243	9.35	P			
56066	MarksO	49	15	64	46	13	59	47	14	61	44	12	56	47	14	61	18	17	35	16	16	32	15	13	28	19	22	41	21	21	42	479					
SALUNKHE SIDDHESH SANDEEP RAGINI	Grade	C	A	C	D	C	D	D	B	C	D	C	D	D	B	C	B	C	B	C	C	C	C	C	D	D	A	O	O	O	O	2	26				
	C			4			4			4			4			4			1			1			1			1			2	26					
	GP*C			28			24			28			24			28			8			7			6			10			20	183	7.04	P			
56067	MarksO	43	10	53	51	15	66	43	10	53	40	08	48	43	10	53	14	16	30	17	16	33	14	15	29	15	20	35	19	19	38	438					
SHAIKH RAHEB RAEES SAYEEDA	Grade	D	D	D	C	A	C	D	D	D	D	P	E	D	D	D	D	C	C	C	C	C	D	C	D	C	O	B	A	A	A	2	26				
	C			4			4			4			4			4			1			1			1			1			2	26					
	GP*C			24			28			24			20			24			7			7			6			8			18	166	6.38	P			
56068	MarksO	71	20	91	71	20	91	71	20	91	70	19	89	71	20	91	25	24	49	25	24	49	23	21	44	23	23	46	24	24	48	689					
/ SINGH RIYA AJAY ANURADHA	Grade	O	O	O	O	O	O	O	O	O	O	O	O	O	O	O	O	O	O	O	O	O	O	O	O	O	O	O	O	O	O	2	26				
	C			4			4			4			4			4			1			1			1			1			2	26					
	GP*C			40			40			40			40			40			10			10			10			10			20	260	10	P			
56069	MarksO	49	15	64	56	20	76	52	17	69	47	14	61	56	20	76	17	16	33	21	16	37	20	18	38	18	18	36	20	20	40	530					
SOLUNKE KARAN SANJAY SMITA	Grade	C	A	C	B	O	A	C	O	C	D	B	C	B	O	A	C	C	C	O	C	B	O	B	A	B	B	B	O	O	O	2	26				
	C			4			4			4			4			4			1			1			1			1			2	26					
	GP*C			28			36			28			28			36			7			8			9			8			20	208	8	P			

/-Female; # - 0.229; @ - 0.5042; * - 0.5045; ! - 3.4CBGSM; RCC - 0.5050 P - Pass; F - Fail; E - Exempted; Ab - Absent; NULL - Null & Void; RR - Result Reserved; \$:- Provisional Admission

C - Credit; G - Grade; GP - Grade Point; CGP - C*GP; ΣC - Sum of Credits; ΣCGP - Sum of CGPs; GPA - ΣCGP/ΣC

MARKS :	>=80	>=75 and <80	>=70 and <75	>=60 and <70	>=50 and <60	>=45 and <50	>=40 and <45	<40
GRADE :	O	A	B	C	D	E	P	F
GRADE POINT :	10	9	8	7	6	5	4	0

MR. S. V. PATIL
PREPARED BY

PROF. NILESH SHAHAPURE
CHECKED BY

PROF. ANKUSH HUTKE
EXAM INCHARGE

DR. SANJAY U. BOKADE
PRINCIPAL (I/C)
Rajiv Gandhi Institute of Technology
Versova, Andheri (W), Mumbai-53.



Result Sheet for T.E., Information Technology (GREEN IT), Semester VI Choice Based ,Exam: May 2020 (Regular)

Courses →	ITC601 SOFTWARE ENGINEERING WITH PROJECT MANAGEMENT			ITC602 DATA MINING AND BUSINESS INTELLIGENCE			ITC603 CLOUD COMPUTING & SERVICES			ITC604 WIRELESS NETWORKS			ITDLO6025 GREEN IT			ITL601 SOFTWARE DESIGN LAB			ITL602 BUSINESS INTELLIGENCE LAB			ITL603 CLOUD SERVICE DESIGN LAB			ITL604 SENSOR NETWORK LAB			ITM605 MINI PROJECT			TOTAL	SGPI (GPA)	RESULT				
	ESE	IA	TOT	ESE	IA	TOT	ESE	IA	TOT	ESE	IA	TOT	ESE	IA	TOT	OR	TW	TOT	OR	TW	TOT	OR	TW	TOT	OR	TW	TOT	OR	TW	TOT							
Seat No / Name of Student ↓	MaxM	80	20	100	80	20	100	80	20	100	80	20	100	80	20	100	25	25	50	25	25	50	25	25	50	25	25	50	25	25	50	25	25	50	750		
	MinM	32	8	40	32	8	40	32	8	40	32	8	40	32	8	40	10	10	20	10	10	20	10	10	20	10	10	20	10	10	20	10	10	20			
56070	Marks	71	20	91	71	20	91	71	20	91	70	19	89	71	20	91	23	21	44	23	21	44	21	17	38	23	22	45	23	23	46	670					
/ TRIPATHI ELIKA SEEMA	Grade	O	O	O	O	O	O	O	O	O	O	O	O	O	O	O	O	O	O	O	O	O	O	C	A	O	O	O	O	O	O	O	O	O			
	C			4			4			4			4			4			1			1			1			1			2	26					
	GP*C			40			40			40			40			40			10			10			9			10			20	259	9.96	P			
56071	Marks	50	14	64	49	13	62	49	13	62	49	13	62	49	13	62	19	20	39	17	17	34	17	17	34	19	22	41	22	22	44	504					
WANI SANKET RAJENDRA SANDHYA	Grade	C	B	C	C	C	C	C	C	C	C	C	C	C	C	C	A	O	A	C	C	C	C	C	C	A	O	O	O	O	O						
	C			4			4			4			4			4			1			1			1			1			2	26					
	GP*C			28			28			28			28			28			9			7			7			10			20	193	7.42	P			

/-Female; # - 0.229; @ - 0.5042; * - 0.5045; ! - 3.4CBGSM; RCC - 0.5050 P - Pass; F - Fail; E - Exempted; Ab - Absent; NULL - Null & Void; RR - Result Reserved; \$:- Provisional Admission

C - Credit; G - Grade; GP - Grade Point; CGP - C*GP; ΣC - Sum of Credits; ΣCGP - Sum of CGPs; GPA - ΣCGP/ΣC

MARKS :	>=80	>=75 and <80	>=70 and <75	>=60 and <70	>=50 and <60	>=45 and <50	>=40 and <45	<40
GRADE :	O	A	B	C	D	E	P	F
GRADE POINT :	10	9	8	7	6	5	4	0

MR. S. V. PATIL
PREPARED BY

PROF. NILESH SHAHAPURE
CHECKED BY

PROF. ANKUSH HUTKE
EXAM INCHARGE

DR. SANJAY U. BOKADE
PRINCIPAL (I/C)
Rajiv Gandhi Institute of Technology
Versova, Andheri (W), Mumbai-53.